



RICHARD JACOB DIGITAL MEDIA PORTFOLIO
FMX-210 SPRING 2022

TABLE OF CONTENTS

2

03 ABOUT THE ARTIST

04 HTML5 CANVAS

05 CALLIGRAM

06 LOGO

07 SELF-PORTRAIT

08 PROPAGANDA POSTER

09 TAG BRUSH

10 BW TO COLOR

11 SOMEWHERE

12 BUISNESS CARDS

13 OTHER WORKS




ABOUT THE ARTIST

3

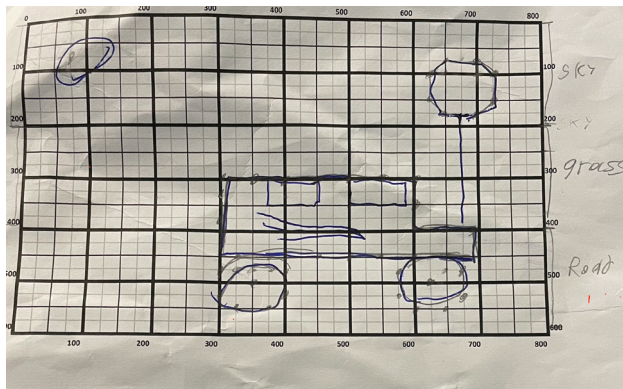



MY NAME IS RICHARD JACOB. I AM FROM MEQUON, WISCONSIN. I AM A FRESHMAN AT THE UNIVERSITY OF TAMPA MAJORING IN FILM PRODUCTION. I PLAN TO GRADUATE WITH A FINE ARTS DEGREE IN FILM PRODUCTION. I AM A VERY CREATIVE PERSON AND I HOPE TO BECOME A FILM DIRECTOR IN THE FUTURE. I AM EXCITED TO SHOW OFF ALL MY WORK FROM FMX 210 WHERE I USED MULTIPLE ADOBE PROGRAMS TO CREATE VARIOUS PROJECTS. THROUGHOUT MY PROJECTS, YOU WILL SEE ELEMENTS FROM MY STORY, WAR OF DRAGONS.



HTML5 CANVAS

4



BLUE HUED CAR IS AN ART GRAPHIC IMAGE CONTAINING VARIOUS SHAPES (RECTANGLES, CIRCLES, LINES, AND AN OCTAGON) INCLUDING THREE BEZIER CURVES AND TWO QUADRATIC CURVES. I USED DREAMWEAVER AND THE HTML5 CANVAS COMPONENT AS THE MEDIUM TO CREATE BLUE HUED CAR. I PLOTTED AND SKETCHED MY IMAGES ON A PAPER GRID. IN DREAMWEAVER, I CREATED THE BACKGROUND (SKY, GRASS, AND ROAD). THEN I CREATED THE SUN, STOP SIGN, AND SIGNPOST. LASTLY, I ADDED THE CAR. THE CAR AND STOP SIGN WERE CREATED USING LINES BETWEEN POINTS. I MADE THE PIECE MORE INTERESTING BY ADDING GRADIENTS TO THE SUN, STOP SIGN, CAR, TIRES, GRASS. I FURTHER ADDED DIMENSION BY ADDING FENDERS AND A DESIGN ON THE CAR USING QUADRATIC AND BEZIER CURVES. BLUE HUED CAR IS A SIMPLE, ABSTRACT CAR WITH PLEASING COLORS.

```
188 //shape rectangle grass
189 var mygrad = ctx.createLinearGradient(0,200,800,200);
190 mygrad.addColorStop(0,'rgba(41,178,59,1.00)'); mygrad.addColorStop(1,'rgba(46,139,37,1
191 ctx.fillStyle = mygrad;
192 ctx.fillRect(0,200,800,200);
193
194 //shape rectangle road
195 ctx.fillStyle = 'rgba(91,94,91,1.00)';
196 ctx.fillRect(0,400,800,200);
197
198 // shape circle sun
199 var mygrad = ctx.createRadialGradient(75, 75, 3, 75, 75, 75);
200 mygrad.addColorStop(0,'rgba(255,255,255,1)');
201 mygrad.addColorStop(1,'rgba(255,192,0,1)');
202 ctx.beginPath();
```

CALLIGRAM


5

plan a production. I thought college was going to be a challenge but, we managed to be successful in our first year of college. The University of Tampa was the right decision to choose. The class sizes are the perfect size for learning. The professors were awesome! How do you feel the education at the University of Tampa prepared us for our future? I hope that you took the time to thank Mom for supporting us in our pursuit of studying film production at the University of Tampa. She made sure finances were never going to be a problem. And she sent the best care packages! I wonder how War of Dragons is coming along. By 2022, we had developed the siege of Raddomoses and the personal defense shields for use against shadow attacks. What have we made in the future? What do we do with Mirror since they are the most powerful dragon that allies Gorgola? Who do we kill off in the story? What battles happen besides the Battle of The Two Ships, The Battle of The Creation Realm, and The Battle of Vinalia? What new characters have we made? The last one we made was Commander Horus, Commander of the 92nd Red Guard. What movies have we made? What accomplishments have we achieved? How is our career? Are we living in Wisconsin or are we living in Tampa? Are we still playing the string bass? By the way, have we created any new them


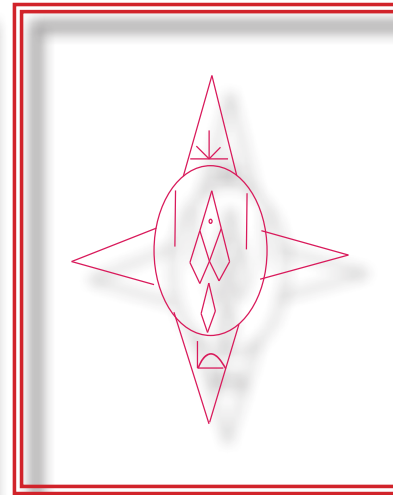
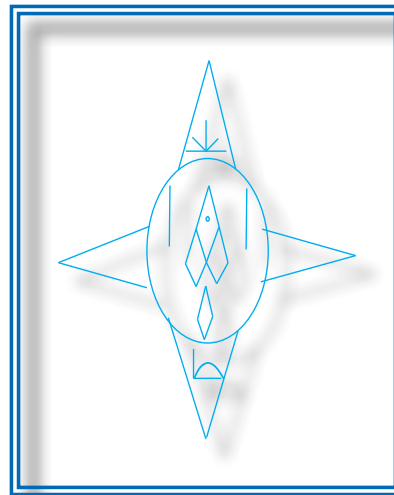
THE CALLIGRAM I CREATED IS THE SYMBOL OF THE RADDOMOSES KINGDOM FROM MY STORY, WAR OF DRAGONS. WAR OF DRAGONS IS A SCI-FI FANTASY STORY ABOUT DRAGONS WITH ELEMENTAL POWERS WHO TAKE DOWN ENEMIES. I USED THE PEN TOOL IN ADOBE ILLUSTRATOR TO CREATE THE CALLIGRAM. THEN I USED THE TEXT TOOL TO FILL THE CALLIGRAM. THE FOUR DIAMONDS REPRESENT THE FOUR FAMILIES WHO FOUGHT FOR THE CROWN, THE RADDOMOSES, THE VAL, THE DALO, AND THE OLVO. THE WORDS THAT FILL THE CALLIGRAM ARE FROM A LETTER I WROTE TO MYSELF 20 YEARS FROM NOW. ASKING MY FUTURE SELF IF WE SUCCESSFULLY CREATE WAR OF DRAGONS.

ORIGINAL SKETCH





THE LOGO PROJECT PROVIDED AN OPPORTUNITY TO CREATE A LOGO FOR MYSELF USING ADOBE ILLUSTRATOR. I KNEW MY LOGO WOULD BE RELATED TO MY STORY, WAR OF DRAGONS. THE LOGO IS A SYMBOL OF THE KING'S SEAL LIKE THE US PRESIDENTIAL SEAL; WHOEVER IS IN POWER OWNS THE SEAL. THE FIRST LOGO IS A BLACK AND WHITE IMAGE OF MY LOGO. THE ADDITIONAL THREE LOGOS ARE THREE COLORED VERSIONS OF MY LOGO. I REALLY ENJOYED THIS PROJECT BECAUSE I HAD THE OPPORTUNITY TO PUBLISH AN IMAGE, I CREATED IN 5TH GRADE.



SELF PORTRAIT

7



FOR THE SELF PORTRAIT PROJECT, I TOOK AN ORIGINAL IMAGE OF MYSELF AND USED ADOBE ILLUSTRATOR TO CREATE A SELF-PORTRAIT. I CHOSE ONE OF MY HIGH SCHOOL GRADUATION PHOTOS. I USED THE PEN TOOL IN ADOBE ILLUSTRATOR TO TRACE SECTIONS OF THE IMAGE AND FILL WITH A COLOR. I CHOSE TO CREATE A CARTOON IMAGE. I FOUND THE PEN TOOL A LITTLE DIFFICULT TO USE BUT, I GOT THE HANG OF IT AFTER USING IT MORE. THE MOST CHALLENGING PART WAS TRACING MY EYES, GLASSES, AND FACE.



PROPAGANDA POSTER

8

For all of Humanity
In the Defense of Earth



Join with the World Forces
and bring the fight to the
Confedertae Union



Enlist today

FOR THE PROPAGANDA POSTER, I CREATED A VECTOR ILLUSTRATION USING MY SELF PORTRAIT. I CHOSE TO FOLLOW THE WWII THEME FOR MY PROPAGANDA POSTER SOLICITING PEOPLE TO ENLIST TODAY. I BASED THE PROPAGANDA OFF MY STORY, WAR OF DRAGONS. IN WAR OF DRAGONS, THE WORLDO FORCES TAKE ON THE EVIL CONFEDERATE UNION TO DEFEND THE EARTH IN A 15-YEAR CAMPING. THE POSTER IS TRYING TO CONVINCCE PEOPLE OF EARTH TO JOIN THE WORLDO FORCES. THE CONFEDERATE UNION'S PLAN IS TO USE EARTH'S RESOURCES TO FUEL THEIR WAR EFFORT IN THE . THE PEOPLE OF EARTH NEED TO ENLIST TO HELP FIGHT THE CONFEDERATE UNION AND SAVE EARTH FOR ALL HUMANITY. I CHOSE PEACEFUL COLORS BLUE AND GREEN TO REPRESENT THE WORLDO FORCES AS THE GOOD GUYS. THE INDIVIDUAL REPRESENTS A COMMON MAN..





TAG BRUSH

9



MY TAG BRUSH IS THE WAR OF DRAGONS KINGDOM SEAL AND COMES FROM MY STORY, WAR OF DRAGONS. DURING THE RADMOSSES CIVIL WAR, LOYALISTS AND LOYALIST MILITIAS WOULD TAG THE WALLS AND BUILDINGS ON CONFEDERATE UNION PLANETS WITH THE RADMOSSES KINGDOM SEAL. THIS TAG BRUSH WAS CREATED USING ADOBE PHOTOSHOP WITH THE POLYGONAL LASSO TOOL, THE BRUSH TOOL, AND USING DIFFERENT BLENDING MODES. THE YELLOW REPRESENTS THE ROYAL COLOR OF THE RADMOSSES KINGDOM.



BW TO COLOR

10



FOR THE BLACK & WHITE TO COLOR PROJECT, I USED ONE OF MY HIGH SCHOOL GRADUATION PICTURES. USING ADOBE PHOTOSHOP, I CHANGED THE ORIGINAL-COLORED PICTURE INTO A BLACK AND WHITE IMAGE. THEN I CREATED THREE DIFFERENT COLORIZED VERSIONS BY APPLYING THREE DIFFERENT COLOR PALETTES FROM COLOR.ADOBE.COM. FROM COLOR.ADOBE.COM, I CHOSE THE DOUBLE-SPLIT COMPLEMENTARY, ANALOGOUS, AND COMPOUND COLOR PALETTES. FOR EACH COLORED VERSION, I USED THE QUICK SELECTION TOOL TO SELECT DIFFERENT SECTIONS OF THE ORIGINAL IMAGE AND APPLY A COLOR FROM THE COLOR PALETTE. I FOUND THE QUICK SELECTION TOOL EASY TO USE.



SOMEWHERE

11



FOR THE SOMEWHERE PROJECT, USING ADOBE PHOTOSHOP I PUT AN IMAGE OF MYSELF WITHIN A STAR WARS MOVIE SCENE AS IT WAS SOMEPLACE, I HAVE NEVER BEEN, AND STAR WARS IS MY FAVORITE MOVIE SERIES. THE FIRST PICTURE IS THE SCENE FROM STAR WARS. THE SECOND IS AN ACTION PICTURE OF MYSELF. THE THIRD PICTURE IS THE TWO PICTURES MERGED. I USED THE PEN TOOL TO CUT OUT MY FIGURE AND THEN PLACE IT INTO THE STAR WARS SCENE. THE HARDEST PART WAS MATCHING AND BLENDING MY IMAGE INTO THE STAR WARS SCENE.

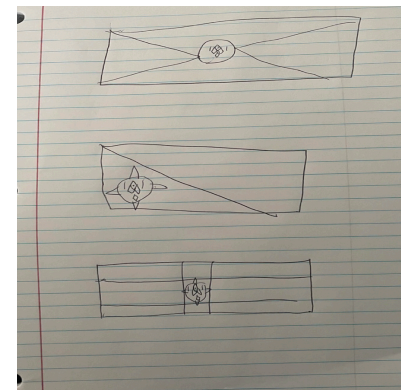





BUSINESS CARDS



12



FOR THE BUSINESS CARD PROJECT, I USED ADOBE INDESIGN TO CREATE THREE UNIQUE PERSONAL BUSINESS CARDS. I DECIDED TO USE THREE HISTORICAL FLAGS FROM MY FICTIONAL STORY, WAR OF DRAGONS. THE COLOR PALETTE FOR THE FLAGS IS SIMPLE. THE THREE MAIN COLORS ARE RED, YELLOW, AND BLUE. EACH FLAG CONTAINS MY LOGO IN THE THREE MAIN COLORS. THE PREMISE FOR THE BUSINESS CARDS IS I AM A TOUR GUIDE TO THE RADDMOSES PALACE FOLLOWING THE WAR OF FOUR FAMILIES. THE PHONE NUMBER REPRESENTS A FUTURISTIC PHONE NUMBER. THE WEBSITE AND EMAIL ADDRESS END IN ".ROM" INSTEAD OF ".COM" BECAUSE THE WEBSITE CONNECTS TO THE RADDMOSES PLANETARY NETWORK. I FOUND ADOBE INDESIGN EASY TO USE.



ADDITIONAL WORK



RICHARD JACOB

RICHARD.JACOB@SPARTANS.UT.EDU



CREDITS:

FILM IMAGES COURTESY OF: CLIPARTBEST.COM AND CLIPART-LIBRARY.COM